

©1970 by C. S. Peterson  
**Scoremaster**  
 739 N. FAIRFAX AVE., HOLLYWOOD, CALIF. 90446

*Redfield* vs. *Owent* at *Redfield* Date *July 21, 1973*

PLAYERS	Pts.	1	2	3	4	5	6	7	8	9	10	11	12	AB	R	H	PO	A	E	ZB	3B	HR	SBS	Sac	HP	BB	SORBI	
<i>Marlette</i>	9																											
Sub.																												
<i>Muelinberg</i>	5																											
Sub.																												
<i>Coata</i>	6																											
Sub.																												
<i>Montrose</i>	4																											
Sub.																												
<i>Batten</i>	7																											
Sub.																												
<i>Jungwith</i>	2																											
Sub.																												
<i>Jones</i>	3																											
Sub.																												
<i>Booze</i>	8																											
Sub.																												
<i>Banty</i>	1																											
Sub.																												
<i>Dawson</i>	1																											
Sub.																												
<b>SUMMARY</b>		0	0	1	1	0	0	0	1	1	0	0	0	0	0	2	2	0	1	2	2							
WINNING PITCHER		1	2	LOSING PITCHER	0	1	0	INNINGS PITCHED	0	2	2	0	1	2	2	WILD PITCH												
AT BAT OFF		OFF	OFF	HITS OFF		OFF		HITS OFF		OFF						BALK												
RUNS OFF		OFF	OFF	BASE ON BALLS OFF		OFF		BASE ON BALLS OFF		OFF						RUNS RESPONSIBLE FOR												
STRUCK OUT BY		BY	BY	HIT BY PITCHED BALL				HIT BY PITCHED BALL								EARNED RUNS												
DOUBLE PLAY																												

6-5  
R-O

9 hits  
3 errors  
The game to  
and all games

Redfield

vs.

Orient

at Redfield

Date July 21, 1953

©1970 by C. S. Pearson  
Scoremaster 739 N. ALIBAX AVE., HOLLYWOOD, CALIF. 90646

PLAYERS	Pos	1	2	3	4	5	6	7	8	9	10	11	12	AB	R	H	PO	A	E	2B	3B	HR	SB	Sac	HP	BB	S	O	RBI
Schwartz	8	✓	✓	✓	✓	✓	✓	✓	✓	✓	✓	✓	✓																
Sub.	7																												
Kerr	6	✓	✓	✓	✓	✓	✓	✓	✓	✓	✓	✓	✓																
Sub.	5																												
Yada	4	✓	✓	✓	✓	✓	✓	✓	✓	✓	✓	✓	✓																
Sub.	3																												
Keisler	1	✓	✓	✓	✓	✓	✓	✓	✓	✓	✓	✓	✓																
Sub.	2																												
Miller	2	✓	✓	✓	✓	✓	✓	✓	✓	✓	✓	✓	✓																
Sub.	1																												
Handie	3	✓	✓	✓	✓	✓	✓	✓	✓	✓	✓	✓	✓																
Sub.	4																												
Patler	5	✓	✓	✓	✓	✓	✓	✓	✓	✓	✓	✓	✓																
Sub.	6																												
Simon	7	✓	✓	✓	✓	✓	✓	✓	✓	✓	✓	✓	✓																
Sub.	8																												
Weiss	9	✓	✓	✓	✓	✓	✓	✓	✓	✓	✓	✓	✓																
Sub.	10																												
Sub.																													
<b>SUMMARY</b>		1	0	0	0	1	0	0	0	1	1	2	1	0	1	0	0	1	0	0	1	2							

6-5  
R-0

7 hits  
9 error

WINNING PITCHER 1 LOSING PITCHER 0 INNINGS PITCHED 1 WILD PITCH 0  
 AT BAT OFF OFF HITS OFF OFF BALK 0  
 RUNS OFF OFF BASE ON BALLS OFF OFF  
 STRUCK OUT BY BY HIT BY PITCHED BALL RUNS RESPONSIBLE FOR  
 DOUBLE PLAY EARNED RUNS  
 PASSED BALLS LEFT ON BASE UMPIRES SCORER TIME

©1970 by C. S. Peterson  
**Scoremaster**  
 739 N. FAIRFAX AVE., HOLLYWOOD, CALIF. 90046

*Regional Tournament - Game 1 - Danyl got a home run!!*

Redfield vs. Eureka at Redfield Date July 27, 1973

PLAYERS	Inns	1	2	3	4	5	6	7	8	9	10	11	12	AB	R	H	PO	A	E	2B	3B	HR	SBS	Sac	HP	BB	SORBI	
<i>Manette</i> 9	1/2 8																											
Sub.																												
<i>Muellerberg</i> 5																												
Sub.																												
<i>Coats</i> 6	4 5 1																											
Sub.																												
<i>Quentner</i> 4																												
Sub.																												
<i>Betten</i> 7																												
Sub.																												
<i>Jones</i> 3																												
Sub.																												
<i>Bozge</i> 8	4 5 6																											
Sub.																												
<i>Jungwirth</i> 2																												
Sub.																												
<i>Appeltoff</i> 1																												
Sub. Dawson 9	9																											
Sub.																												
<b>SUMMARY</b>		2	0	0	2	0	0	0	0	6	4	0	1	0	0	0	0	0	0	2								

10-4  
R-E

19 hits  
3 errors

WINNING PITCHER --- *0* --- LOSING PITCHER --- *0* --- INNINGS PITCHED --- *0* --- WILD PITCH --- *0*  
 AT BAT OFF --- *OFF* --- HITS OFF --- *OFF* --- BALK --- *0*  
 RUNS OFF --- *OFF* --- BASE ON BALLS OFF --- *OFF* --- RUNS RESPONSIBLE FOR --- *0*  
 STRUCK OUT BY --- *BY* --- HIT BY PITCHED BALL --- *0*  
 DOUBLE PLAY --- *0* --- EARNED RUNS --- *0*  
 PASSED BALLS --- *0* --- LEFT ON BASE --- *0* --- UMPIRES --- *0* --- SCORER --- *0* --- TIME --- *0*

© 1970 by C. S. Felenson Scoremaster 739 N. FAIRFAX AVE., HOLLYWOOD, CALIF. 90046

Regional Tournament

Redfield

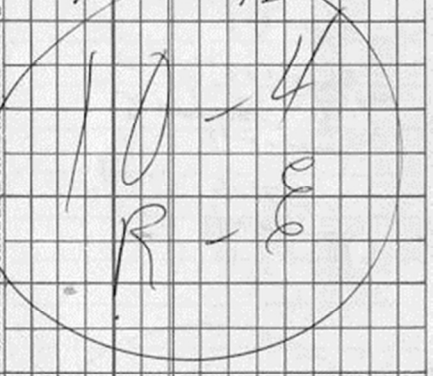
vs. Eureka

at Redfield

1st game - 5-4 Melbank + Crossland  
 2nd game - 7-8  
 Date July 27, 1973

PLAYERS	Pos.	1	2	3	4	5	6	7	8	9	10	11	12	AB	R	H	PO	A	E	2B	3B	HR	SBS	SAC	HP	BB	SOR	BBI	
<u>Opp</u>	<u>1</u>																												
Sub. <u>Reay</u>	<u>1</u>																												
<u>Diachen</u>	<u>5</u>																												
Sub.																													
<u>Smith</u>	<u>6</u>																												
Sub.																													
<u>North</u>	<u>7</u>																												
Sub.																													
<u>Tray</u>	<u>8</u>																												
Sub.																													
<u>Hayes</u>	<u>4</u>																												
Sub.																													
<u>Bloom</u>	<u>3</u>																												
Sub.																													
<u>Diety</u>	<u>7</u>																												
Sub.																													
<u>Lithard</u>	<u>9</u>																												
Sub.																													
<b>SUMMARY</b>		<u>0</u>	<u>2</u>	<u>0</u>	<u>0</u>	<u>0</u>	<u>3</u>	<u>2</u>	<u>0</u>	<u>1</u>	<u>0</u>	<u>1</u>	<u>0</u>																

3rd game - Melbank + Eureka  
 4th game - Redfield + Crossland  
 5th game - Crossland + Eureka  
 6th game - Redfield - Eureka



4 runs  
 9 hits  
 4 errors

WINNING PITCHER	LOSING PITCHER	INNINGS PITCHED	WILD PITCH
AT BAT OFF	OFF	HITS OFF	BALK
RUNS OFF	OFF	BASE ON BALLS OFF	OFF
STRUCK OUT BY	BY	HIT BY PITCHED BALL	RUNS RESPONSIBLE FOR
DOUBLE PLAY			EARNED RUNS
PASSED BALLS	LEFT ON BASE	UMPIRES	SCORER
			TIME

Cresband vs. Redfield at Redfield Date July 28, 1973

PLAYERS	P	1	2	3	4	5	6	7	8	9	10	11	12	AB	R	H	PO	A	E	2B	3B	HR	S	ac	P	BB	S	O	R	B	I				
Modette	9	[Pitching Log]																																	
Sub.		[Pitching Log]																																	
MacLennan	5	[Pitching Log]																																	
Sub.		[Pitching Log]																																	
Coats	6	[Pitching Log]																																	
Sub.		[Pitching Log]																																	
Quentron	4	[Pitching Log]																																	
Sub.		[Pitching Log]																																	
Booze	8	[Pitching Log]																																	
Sub.		[Pitching Log]																																	
Jones	3	[Pitching Log]																																	
Sub.		[Pitching Log]																																	
Botten	7	[Pitching Log]																																	
Sub.		[Pitching Log]																																	
Jurquith	2	[Pitching Log]																																	
Sub.		[Pitching Log]																																	
Bonty	1	[Pitching Log]																																	
Sub.		[Pitching Log]																																	
SUB.		2	1	0	0	1	1	2	2	2	3	0	0	0	1	3																			

10 - runs  
10 - hits  
3 - errors

WINNING PITCHER	2	LOSING PITCHER	2	INNINGS PITCHED	0	WILD PITCH	
AT BAT OFF	OFF	HITS OFF	OFF	BALK			
RUNS OFF	OFF	BASE ON BALLS OFF	OFF	RUNS RESPONSIBLE FOR			
STRUCK OUT BY	BY	HIT BY PITCHED BALL		EARNED RUNS			
DOUBLE PLAY		UMPIRES		SCORER			
PASSED BALLS	LEFT ON BASE	UMPIRES		SCORER			
PASSED BALLS	LEFT ON BASE	UMPIRES		SCORER			

©1970 by C. S. Peterson Scoremaster 739 N. FAIRVAX AVE., HOLLYWOOD, CALIF. 90046



Regional Tournament - Game 6

Essex

vs. Redfield

at Redfield

Date July 29, 1973

PLAYERS	Pos	1	2	3	CP4	4	5	6	7	8	9	10	11	12	AB	R	H	PO	A	E	2B	3B	HR	SBS	sac	HP	BB	SORBI	
Maulette	9	[Diagram]	[Diagram]	[Diagram]	[Diagram]	[Diagram]	[Diagram]	[Diagram]	[Diagram]	[Diagram]	[Diagram]	[Diagram]	[Diagram]	[Diagram]															
Sub.																													
Muellerberg	5	[Diagram]	[Diagram]	[Diagram]	[Diagram]	[Diagram]	[Diagram]	[Diagram]	[Diagram]	[Diagram]	[Diagram]	[Diagram]	[Diagram]	[Diagram]															
Sub.																													
Moate	6	[Diagram]	[Diagram]	[Diagram]	[Diagram]	[Diagram]	[Diagram]	[Diagram]	[Diagram]	[Diagram]	[Diagram]	[Diagram]	[Diagram]	[Diagram]															
Sub.																													
Boone	8	[Diagram]	[Diagram]	[Diagram]	[Diagram]	[Diagram]	[Diagram]	[Diagram]	[Diagram]	[Diagram]	[Diagram]	[Diagram]	[Diagram]	[Diagram]															
Sub.																													
Heath	4	[Diagram]	[Diagram]	[Diagram]	[Diagram]	[Diagram]	[Diagram]	[Diagram]	[Diagram]	[Diagram]	[Diagram]	[Diagram]	[Diagram]	[Diagram]															
Sub.																													
Batten	9	[Diagram]	[Diagram]	[Diagram]	[Diagram]	[Diagram]	[Diagram]	[Diagram]	[Diagram]	[Diagram]	[Diagram]	[Diagram]	[Diagram]	[Diagram]															
Sub.																													
Jungwith	7	[Diagram]	[Diagram]	[Diagram]	[Diagram]	[Diagram]	[Diagram]	[Diagram]	[Diagram]	[Diagram]	[Diagram]	[Diagram]	[Diagram]	[Diagram]															
Sub.																													
Jones	3	[Diagram]	[Diagram]	[Diagram]	[Diagram]	[Diagram]	[Diagram]	[Diagram]	[Diagram]	[Diagram]	[Diagram]	[Diagram]	[Diagram]	[Diagram]															
Sub.																													
Bont	1	[Diagram]	[Diagram]	[Diagram]	[Diagram]	[Diagram]	[Diagram]	[Diagram]	[Diagram]	[Diagram]	[Diagram]	[Diagram]	[Diagram]	[Diagram]															
Sub.																													
Dawson	4	[Diagram]	[Diagram]	[Diagram]	[Diagram]	[Diagram]	[Diagram]	[Diagram]	[Diagram]	[Diagram]	[Diagram]	[Diagram]	[Diagram]	[Diagram]															
Sub.																													
<b>SUMMARY</b>		1	0	1	0	1	0	1	0	4	2	4	3	1	2														

12-2  
R-E

R-12 runs  
9 hits  
2 errors

off the mound!!!

WINNING PITCHER	1	LOSING PITCHER	2	INNINGS PITCHED		WILD PITCH	
AT BAT OFF	OFF	HITS OFF		BALK			
RUNS OFF	OFF	BASE ON BALLS OFF		RUNS RESPONSIBLE FOR			
STRUCK OUT BY	BY	HIT BY PITCHED BALL		EARNED RUNS			
DOUBLE PLAY		UMPIRES		SCORER			
PASSED BALLS		LEFT ON BASE	2	TIME			

© 1970 by C. S. Peterson  
**Scoremaster**  
 739 N. FAIRFAX AVE., HOLLYWOOD, CALIF. 90046

Regional Tournament June 6  
 Eureka vs. Redfield at Redfield Date July 29, 1973

PLAYERS	Pos.	1	2	3	4	5	6	7	8	9	10	11	12	AB	R	H	PO	A	E	2B	3B	HR	SB	Sach	HP	BB	SO	RBI	
<i>Jopp</i>	4/1																												
Sub.																													
<i>Zischer</i>	5																												
Sub.																													
<i>Smith</i>	6																												
Sub.																													
<i>Neuhart</i>	2																												
Sub.																													
<i>Zacy</i>	8																												
Sub.																													
<i>Kufl</i>	4																												
Sub.																													
<i>Pietz</i>	7																												
Sub.																													
<i>Bloomquist</i>	3																												
Sub.																													
<i>Bebhardt</i>	9																												
Sub.																													
<i>Kenny</i>	5																												
Sub.																													
<b>SUMMARY</b>		0	1	0	2	2	0	1	0	0																			

12-2  
R-E

Eureka 2 runs  
 5 hits  
 6 errors

WINNING PITCHER *1* LOSING PITCHER *0* INNINGS PITCHED \_\_\_\_\_ WILD PITCH \_\_\_\_\_  
 AT BAT OFF \_\_\_\_\_ OFF \_\_\_\_\_ HITS OFF \_\_\_\_\_ OFF \_\_\_\_\_ BALK \_\_\_\_\_  
 RUNS OFF \_\_\_\_\_ OFF \_\_\_\_\_ BASE ON BALLS OFF \_\_\_\_\_ OFF \_\_\_\_\_  
 STRUCK OUT BY \_\_\_\_\_ BY \_\_\_\_\_ HIT BY PITCHED BALL \_\_\_\_\_ RUNS RESPONSIBLE FOR \_\_\_\_\_  
 DOUBLE PLAY \_\_\_\_\_ EARNED RUNS \_\_\_\_\_  
 PASSED BALLS \_\_\_\_\_ LEFT ON BASE \_\_\_\_\_ UMPIRES \_\_\_\_\_ SCORER \_\_\_\_\_ TIME \_\_\_\_\_





Selby vs. Redfield at Lemmon Date Aug. 4, 1973  
4th game

PLAYERS	1	2	3	4	5	6	7	8	9	10	11	12	AB	R	H	PO	A	E	2B	3B	HR	SB	Sac	HP	BBS	ORBI		
Marlette 8																												
Sub.	①		①					②																				
Coats 1																												
Sub.	②		②																									
Booze 6																												
Sub.	③		③																									
Thurthner 4																												
Sub.	④		④																									
Mullenberg 5																												
Sub.	⑤		⑤																									
Gones 3																												
Sub.	⑥		⑥																									
Botton 7																												
Sub.	⑦		⑦																									
Jenkinson 2																												
Sub.	⑧		⑧																									
Shawson 9																												
Sub. Digling 9																												
Sub. Price 9																												
Sub.	⑨		⑨																									
<b>SUMMARY</b>	0	0	0	1	1	0	2	0	2	0	1	2	2	0	0	0	0	0	0	0	0	0	0	0	0	0		

8-2  
8-R

3 runs  
9 hits  
3 errors

WINNING PITCHER 0 LOSING PITCHER 0 INNINGS PITCHED 0 OFF 0 WILD PITCH BALK  
 AT BAT OFF OFF HITS OFF OFF  
 RUNS OFF OFF BASE ON BALLS OFF OFF  
 STRUCK OUT BY BY HIT BY PITCHED BALL RUNS RESPONSIBLE FOR  
 DOUBLE PLAY EARNED RUNS  
 PASSED BALLS LEFT ON BASE UMPIRES SCORER TIME

© 1970 by C. S. Tevensen Scoremaster 739 N. FAIRFAX AVE., HOLLYWOOD, CALIF. 90046

Selby


State Tournament - 4<sup>th</sup> game  
Redfield

at Lemmon

Date Aug. 4, 1973

© 1970 by C. S. Peterson  
739 N. FAIRBANK AVE., HOLLYWOOD, CALIF. 90046  
Scoremaster

PLAYERS	1	2	3	4	5	6	7	8	9	11	12	AB	R	H	PO	A	E	2B	3B	HBP	Sac	HP	BBS	SO	RBI
Hoty	1	0	0	0	0	0	0	0	0	0	0														
Sub.	1	0	0	0	0	0	0	0	0	0	0														
Rightinger	6	0	0	0	0	0	0	0	0	0	0														
Sub.	6	0	0	0	0	0	0	0	0	0	0														
Rightinger	5	0	0	0	0	0	0	0	0	0	0														
Sub.	5	0	0	0	0	0	0	0	0	0	0														
Zanat	2	0	0	0	0	0	0	0	0	0	0														
Sub.	2	0	0	0	0	0	0	0	0	0	0														
Parman	7	0	0	0	0	0	0	0	0	0	0														
Sub.	7	0	0	0	0	0	0	0	0	0	0														
Kary	3	0	0	0	0	0	0	0	0	0	0														
Sub.	3	0	0	0	0	0	0	0	0	0	0														
Rightinger	9	0	0	0	0	0	0	0	0	0	0														
Sub.	9	0	0	0	0	0	0	0	0	0	0														
Stegelmair	4	0	0	0	0	0	0	0	0	0	0														
Sub.	4	0	0	0	0	0	0	0	0	0	0														
Ritter	8	0	0	0	0	0	0	0	0	0	0														
Sub.	8	0	0	0	0	0	0	0	0	0	0														
SUMMARY	0	0	0	1	0	1	0	1	0	1	4	2	4	2	0	1	0	1							



8 runs  
10 hits  
4 errors

WINNING PITCHER \_\_\_\_\_ LOSING PITCHER \_\_\_\_\_ INNINGS PITCHED \_\_\_\_\_ WILD PITCH \_\_\_\_\_  
 AT BAT OFF \_\_\_\_\_ OFF \_\_\_\_\_ HITS OFF \_\_\_\_\_ OFF \_\_\_\_\_ BALK \_\_\_\_\_  
 RUNS OFF \_\_\_\_\_ OFF \_\_\_\_\_ BASE ON BALLS OFF \_\_\_\_\_ OFF \_\_\_\_\_  
 STRUCK OUT BY \_\_\_\_\_ BY \_\_\_\_\_ HIT BY PITCHED BALL \_\_\_\_\_ RUNS RESPONSIBLE FOR \_\_\_\_\_  
 DOUBLE PLAY \_\_\_\_\_ EARNED RUNS \_\_\_\_\_  
 PASSED BALLS \_\_\_\_\_ LEFT ON BASE \_\_\_\_\_ UMPIRES \_\_\_\_\_ SCORER \_\_\_\_\_ TIME \_\_\_\_\_

5th game

Howard

vs. Redfield

at Lammont

Date Aug. 4, 1973

Scoremaster 239 N. FAIRFAX AVE., HOLLYWOOD, CALIF. 90046

PLAYERS	Pos.	1	2	3	4	5	6	7	8	9	10	11	12	AB	R	H	PO	A	E	2B	3B	HR	SB	sac	HP	BBS	SO	RBI	
Muellerberg	5	✓	✓	✓	✓	✓	✓	✓	✓	✓	✓	✓	✓																
Sub.	①																												
Maslette	9	✓	✓	✓	✓	✓	✓	✓	✓	✓	✓	✓	✓																
Sub.	②																												
Quentross	4	✓	✓	✓	✓	✓	✓	✓	✓	✓	✓	✓	✓																
Sub.	③																												
Coats	6	✓	✓	✓	✓	✓	✓	✓	✓	✓	✓	✓	✓																
Sub.	④																												
Booze	8	✓	✓	✓	✓	✓	✓	✓	✓	✓	✓	✓	✓																
Sub.	⑤																												
Batten	7	✓	✓	✓	✓	✓	✓	✓	✓	✓	✓	✓	✓																
Sub.	⑥																												
Jones	3	✓	✓	✓	✓	✓	✓	✓	✓	✓	✓	✓	✓																
Sub.	⑦																												
Junquith	2	✓	✓	✓	✓	✓	✓	✓	✓	✓	✓	✓	✓																
Sub.	⑧																												
Appletiff	1	✓	✓	✓	✓	✓	✓	✓	✓	✓	✓	✓	✓																
Sub.	⑨																												
Wilder	9	✓	✓	✓	✓	✓	✓	✓	✓	✓	✓	✓	✓																
Sub.	⑩																												
<b>SUMMARY</b>		0	0	0	0	1	1	0	1	2	3	0	1	0	0	1	4												

7-4  
4-R

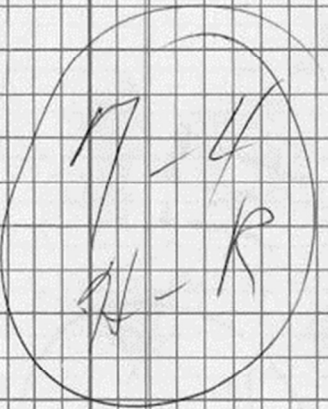
if score  
10 hits  
3 errors

WINNING PITCHER	0	0	LOSING PITCHER	1	2	INNINGS PITCHED	0	1	WILD PITCH	
AT BAT OFF	OFF	HITS OFF	OFF	BALK						
RUNS OFF	OFF	BASE ON BALLS OFF	OFF	RUNS RESPONSIBLE FOR						
STRUCK OUT BY	BY	HIT BY PITCHED BALL	EARNED RUNS	SCORER	TIME					
DOUBLE PLAY	LEFT ON BASE	UMPIRES								
PASSED BALLS										

©1970 by C. S. Pelham  
Scoremaster 739 N. FAIRFAX AVE., HOLLYWOOD, CALIF. 90046

Howard vs. Redfield at Lemmon Date Aug. 4, 1973

PLAYERS	Pos.	1	2	3	4	5	6	7	8	9	10	11	12	AB	R	H	PO	A	E	2B	3B	HR	S	B	Sac	HP	B	B	S	O	R	B	I
Lucile	8	K	K	3	K	K	K	K	K	K	K	K	K																				
Sub.		1		2	3																												
McNamee	2	K	K	K	3	K	K	K	K	K	K	K	K																				
Sub.		1		2	3																												
Hasmer	7	K	K	K	K	K	K	K	K	K	K	K	K																				
Sub.		2																															
Miller	3	K	K	K	K	K	K	K	K	K	K	K	K																				
Sub.		3																															
Hatter	9	K	5-4	K	K	K	K	K	K	K	K	K	K																				
Sub.	8-1		1		2																												
Sawson	5	K	3-4	K	K	K	K	K	K	K	K	K	K																				
Sub.			3		3																												
Callis	6	K	F8	K	K	K	K	K	K	K	K	K	K																				
Sub.			2																														
Clementson	4	K	K	F8	K	K	K	K	K	K	K	K	K																				
Sub.				1		2																											
Morestad	1	K	K	K	K	K	K	K	K	K	K	K	K																				
Sub.				2																													
SUMMARY		0	1	0	0	0	1	0	0	1	2	2	0	2	5	0																	



7 runs  
13 hits  
7 errors

WINNING PITCHER --- 0 --- LOSING PITCHER --- 1 --- INNINGS PITCHED --- 0 --- WILD PITCH ---

AT BAT OFF --- OFF --- HITS OFF --- OFF --- BALK ---

RUNS OFF --- OFF --- BASE ON BALLS OFF --- OFF ---

STRUCK OUT BY --- BY --- HIT BY PITCHED BALL --- RUNS RESPONSIBLE FOR ---

DOUBLE PLAY --- EARNED RUNS ---

PASSED BALLS --- LEFT ON BASE --- UMPIRES --- SCORER --- TIME ---